

Welcome to the Workforce and Career Development Certification Training!

You have been provided a TAD Grants training by your organization and the next step is to register for this training within our online system at www.tadgrants.com.

Please follow these instructions to complete the process as a **new student** (see below for **current students** instructions).

New Students

The link below is a special registration link for new students who have received a voucher code from TAD Grants.

<https://www.tadgrants.com/registration/>

Complete all registration fields, then click **Have a Voucher?** link and enter the voucher code below. Then click the **Register** button.

Register

Email Address *

Confirm Email Address *

Password *

Confirm Password *

A minimum password strength of medium is required. The password must be at least 6 characters in length. Consider adding letters, numbers, and symbols to increase the password strength.

First Name *

Last Name *

Street Address

Apartment, suite, or unit

City

State

Zip Code

Country

Have a voucher?

Have a voucher?

You will be redirected to the **My Courses** page showing the course tile below. Click the **course tile** to begin the course.

Workforce and Career Development Certification Training

Professor Charles B. Stearns, MBA, CSP, CIPM, Director of Training and Development, TAD Grants

Professor Robert L. Taylor, MBA, CSP, Director of Training and Development, TAD Grants

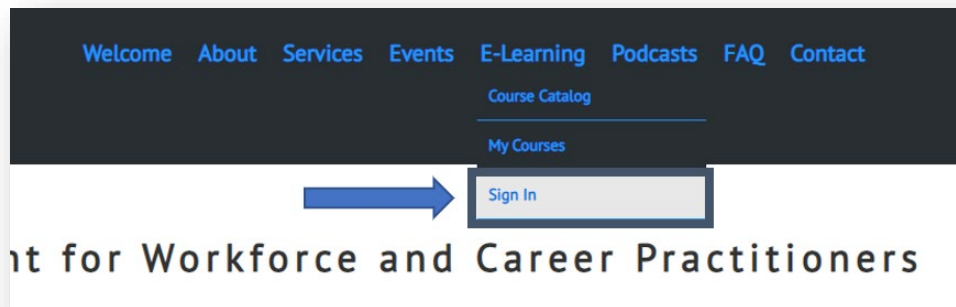
Workforce and Career Development Certification Training

Earn Six Continuing Education Hour
Estimated Time: Self-Paced
Status: Enrolled
Enrolled: February 21, 2020

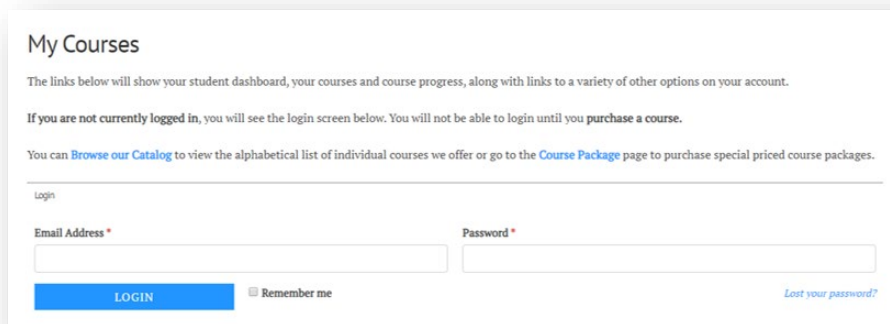
Current Students

If you are a **current student** with TAD Grants and now received a voucher code for a new course, please follow these instructions.

Go to TADGrants.com and **Sign In** from the main menu under the **E-Learning tab**.

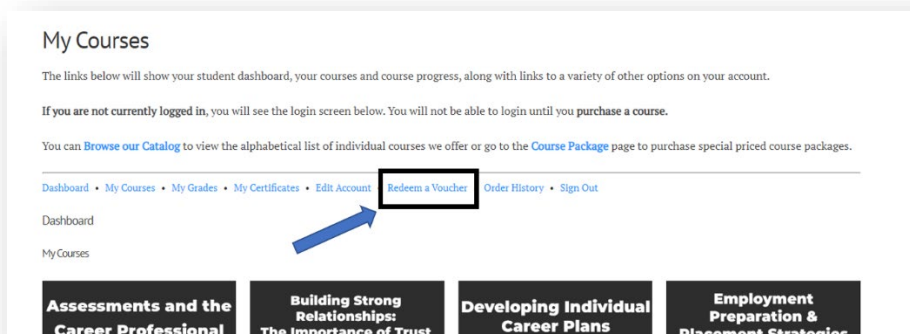


Enter your email address and password, then click the **LOGIN** button.

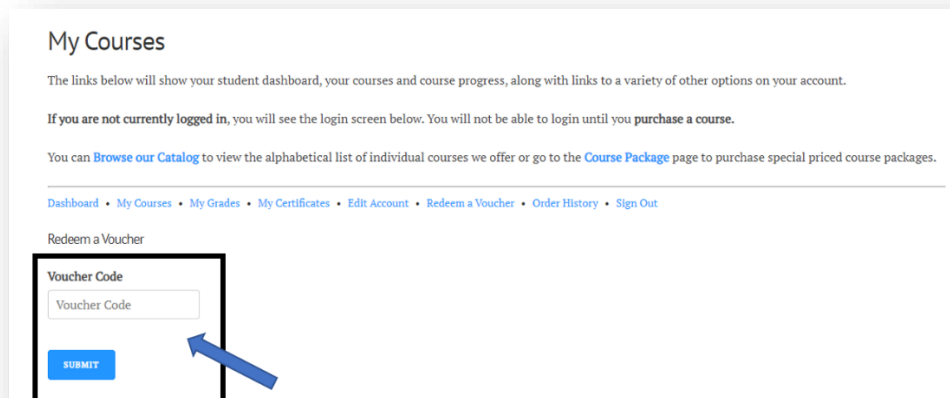
A screenshot of the 'My Courses' login page. The page has a white background. At the top, it says 'My Courses' and provides instructions for logging in. Below the instructions is a login form with two input fields: 'Email Address *' and 'Password *'. There is a blue 'LOGIN' button, a 'Remember me' checkbox, and a 'Lost your password?' link.

Once successfully logged in, you will be directed to the **My Courses** page.

Select the **Redeem a Voucher** link within the **Dashboard** row.



Enter the voucher code and click the **Submit** button.



My Courses

The links below will show your student dashboard, your courses and course progress, along with links to a variety of other options on your account.

If you are **not currently logged in**, you will see the login screen below. You will not be able to login until you **purchase a course**.

You can [Browse our Catalog](#) to view the alphabetical list of individual courses we offer or go to the [Course Package](#) page to purchase special priced course packages.

[Dashboard](#) • [My Courses](#) • [My Grades](#) • [My Certificates](#) • [Edit Account](#) • [Redeem a Voucher](#) • [Order History](#) • [Sign Out](#)

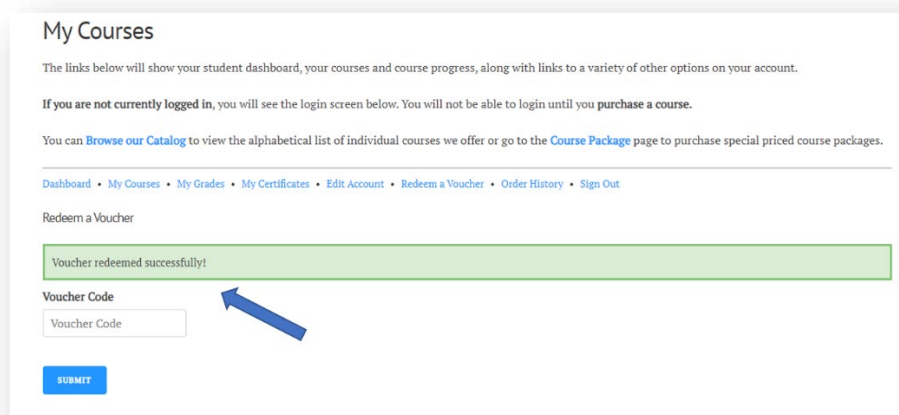
Redeem a Voucher

Voucher Code

Voucher Code

SUBMIT

If you have entered a valid voucher code into the system, it will show that the voucher code was redeemed successfully.



My Courses

The links below will show your student dashboard, your courses and course progress, along with links to a variety of other options on your account.

If you are **not currently logged in**, you will see the login screen below. You will not be able to login until you **purchase a course**.

You can [Browse our Catalog](#) to view the alphabetical list of individual courses we offer or go to the [Course Package](#) page to purchase special priced course packages.

[Dashboard](#) • [My Courses](#) • [My Grades](#) • [My Certificates](#) • [Edit Account](#) • [Redeem a Voucher](#) • [Order History](#) • [Sign Out](#)

Redeem a Voucher

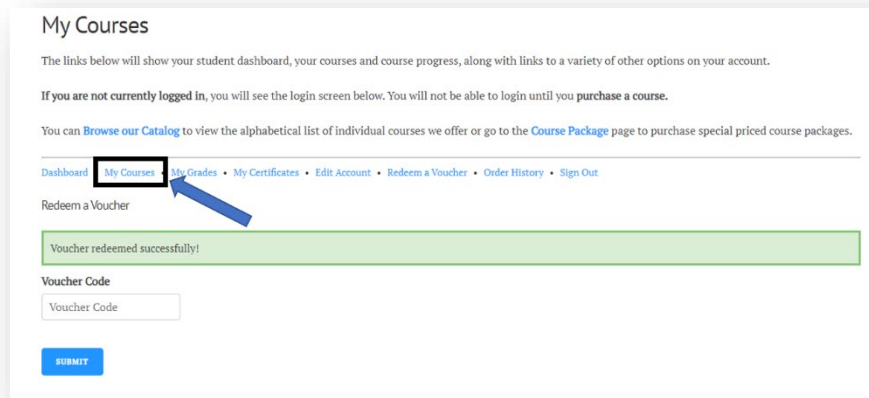
Voucher redeemed successfully!

Voucher Code


Voucher Code

SUBMIT

Click the **My Courses** link within the **Dashboard** row to see the new course tile.

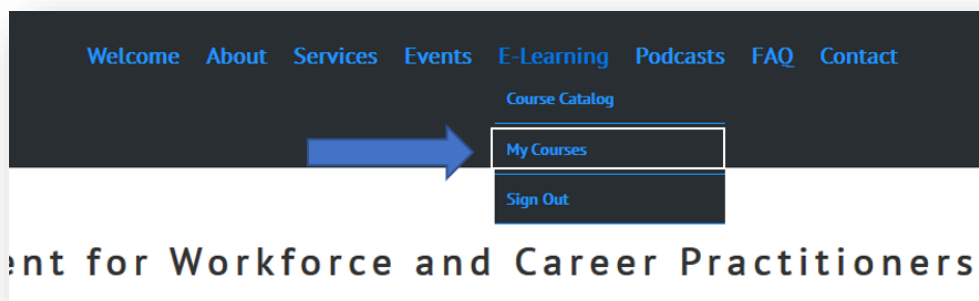


You will be redirected to the **My Courses** page showing the course tile below. Click the **course tile** to begin the course.



Returning Students

When returning to a course, you will go to our website at www.tadgrants.com and in the main menu under the **E-Learning** tab, you will click **My Courses**.



Enter your email address and password, then click the **LOGIN** button.

Browse our Catalog to view the alphabetical list of individual courses we offer or go to the [Course Package](#) page to purchase special priced course packages.' A horizontal line separates this text from the login form. The form is titled 'Login' and contains two input fields: 'Email Address *' and 'Password *'. Below the 'Email Address' field is a blue button labeled 'LOGIN'. To the right of the 'LOGIN' button is a checkbox labeled 'Remember me'. To the right of the 'Password' field is a blue link that says 'Lost your password?'."/>

My Courses

The links below will show your student dashboard, your courses and course progress, along with links to a variety of other options on your account.

If you are not currently logged in, you will see the login screen below. You will not be able to login until you purchase a course.

You can [Browse our Catalog](#) to view the alphabetical list of individual courses we offer or go to the [Course Package](#) page to purchase special priced course packages.

Login

Email Address *

Password *

Remember me [Lost your password?](#)

You will be redirected to the **My Courses** page showing the course tile below. Click the **course tile** to begin the course.

Workforce and Career Development Certification Training

Tressa
Professional Services & Training
CEO, TAD GRANTS
Member, TAD Grants

TAD GRANTS

Aaron
Workforce Development
CEO, TAD GRANTS
Member, TAD Grants

Workforce and Career Development Certification Training

Earn Six Continuing Education Hour
Estimated Time: Self-Paced
Status: Enrolled
Enrolled: February 21, 2020

We are excited about our journey together and look forward to talking with you soon.

Tressa and Aaron